



# DROP DECK

C D - 1 0 8 0

A D - 1 0 8 0



AD-1080  
Premier  
All Aluminum Drop Deck Trailer



CD-1080  
Roadbrute  
Combination Steel and Aluminum Drop Deck Trailer







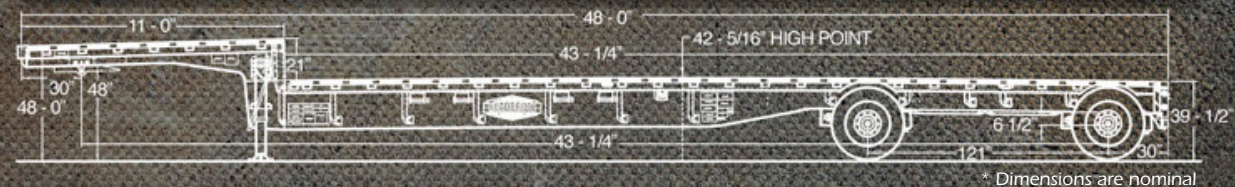
Lightweight, high load-carrying capacity, innovative features and overall quality won the Roadbrute CD-1080 drop deck a coveted design award for not one, but two years in a row by an independent team of judges.

This Wilson brute is unique. The trailer's rugged construction makes it a one-of-a-kind heavy-duty performer undeterred by its lightweight, meaning you can carry bigger payloads for greater profit.

This may just be the product you have been looking for.



The Roadbrute CD-1080 drop deck has played a prominent role in making the combination steel and aluminum drop decks as popular as they are today. Our Roadbrute features outstanding weights, unbeatable capacities, and unprecedented durability at competitive prices.



## Roadbrute CD-1080

80,000 lb. Maximum Distributed Load

### MAXIMUM CONCENTRATED LOAD IN POUNDS

#### LENGTH OF TRAILER IN WHICH LOAD IS CONCENTRATED

Length	4 Feet		10 Feet		20 Feet	
	A	B	A	B	A	B
48 FT.	43,000 19 522 kg	50,000 22 700 kg	45,000 20 430 kg	51,000 23 154 kg	48,000 21 792 kg	56,000 25 424 kg
53 FT.	39,000 17 706 kg	42,000 19 068 kg	41,000 18 614 kg	46,000 20 884 kg	43,000 19 522 kg	49,000 22 246 kg

A) 49" Axle spacing set at 55-1/2" fixed tandem setting.  
B) 10'-1" widespread set at 91-1/2" tandem setting.

All concentrated loads are based on:

1) Load centered on trailer. 2) 30" king pin. 3) Load capacity of beams only. Floor material, crossmember spacing, axle capacity, tire capacity, etc. must be rated for the specific application of the trailer.

To determine capacity of the trailers with set-ahead suspensions, subtract the set-ahead distance from the trailer length and read the value corresponding to that length.

Not all equipment shown is considered standard.




By applying our thorough knowledge about aluminum's behaviors and strengths, the Premier Aluminum Drop Deck successfully makes the transition from the 1-piece aluminum main beam to the aluminum gooseneck with a strong and durable attachment. Many other manufacturers combine steel goosenecks with their aluminum main beams, thus potentially increasing the weight of their trailers and escalating the likelihood for corrosion. The Premier's head-turning curb appeal is preserved by aluminum's inherent characteristic to resist corrosion and because aluminum is lighter than steel, more payload can be realized per haul.

Great looks, low maintenance, a better return – Now that's value!



The Premier AD-1080 All Aluminum drop deck – This is what an all aluminum drop deck product should be – A full capacity product able to carry an evenly loaded capacity of 80,000 pounds and a concentrated load of 50,000 pounds in 4 feet of space.



## Premier AD-1080

80,000 lb. Maximum Distributed Load

### MAXIMUM CONCENTRATED LOAD IN POUNDS

#### LENGTH OF TRAILER IN WHICH LOAD IS CONCENTRATED

Length	4 Feet		10 Feet		20 Feet	
	A	B	A	B	A	B
48 FT.	43,000 19 522 kg	50,000 22 700 kg	45,000 20 430 kg	51,000 23 154 kg	48,000 21 792 kg	56,000 25 424 kg
53 FT.	---	42,000 19 068 kg	---	46,000 20 884 kg	---	49,000 22 246 kg

A) 49" Axle spacing set at 55-1/2" fixed tandem setting.  
B) 10'-1" widespread set at 90-1/2" tandem setting.

All concentrated loads are based on:

1) Load centered on trailer. 2) 30" king pin. 3) Load capacity of beams only. Floor material, crossmember spacing, axle capacity, tire capacity, etc. must be rated for the specific application of the trailer.

To determine capacity of the trailers with set-ahead suspensions, subtract the set-ahead distance from the trailer length and read the value corresponding to that length.

Not all equipment shown is considered standard.





# DROP DECK Features

Wilson Trailer has long been recognized to be one of the most innovative manufacturers in the flatbed industry. This rings true even more today with unique features designed to enhance the strength and longevity of the trailer, and to ultimately provide Wilson's customers with their best value. Exciting advancements have been made to the trailer's side rails, floors, coatings and king pin areas, plus Wilson has made dramatic progress towards weight reduction and corrosion resistance. Check out all the features and advantages setting Wilson Trailer apart from the rest, then call your Authorized Wilson Sales Representative to discuss how Wilson can help you with your hauling needs.

## New Side Rail



### TJ Side Rail

Wilson's newly **patented** aluminum side rail and securement design is fully supported, top and bottom, with a new TJ style aluminum crossbar design that increases the strength of the rail and crossbar connections.

The rail has an integrated double "L" winch track that reduces weight, adds strength, and allows winches and strap securement to slide easier.



A "Quick Tie" plate receiving rail, located in the outside rail and below floor level, allows wider loads to be secured at multiple locations along the rail and not be susceptible to mud, ice and gunk build-up. The large cutouts in the outside rail easily fit 4" wide winch straps.

The new aluminum side rail design receives a substantial amount of its strength from full height TJ aluminum crossbars fastened to each rail in three areas. The design provides unitized strength to the side rails, floor and crossbars, plus increases the side rail's securement capacities.

Wilson's corrosion resistant aluminum crossbars are much lighter than steel plus they will not rust or deteriorate. Compare that to the fast rust-out tendency of hi-tensile steel – Aluminum crossbars are your best value!



### C Style Side Rail

Wilson also offers a more traditional (C-style) side rail which allows the use of conventional stake pockets and pipe spools. The rail incorporates the integrated double "L" sliding winch track and utilizes the same TJ style crossbar.



## 5 Year Warranty on Main Beam



**"It would be difficult to find a manufacturer doing more to combat the destructive effects of corrosion on flatbed trailers than Wilson Trailer."**

Rock chips and the corrosive chemicals used on today's roadways can have an unsightly and devastating effect on steel components that can shorten a trailer's life and reduce its value. That is why Wilson Trailer has taken industry leading steps to fight corrosion. Wilson shot blasts all steel components, followed by a chemical rinse, then paints on an anti-corrosive metal treatment called Corsol®. The result is an attractive flat black color that can be left as the standard final finish or it can be top coated with the color of your choice. Corsol is a copolymer that molecularly bonds to the metal surface to prevent corrosion from blistering, peeling and undercutting the surface. To prevent any galvanic corrosion between dissimilar metals, Wilson also places a copolymer material between the aluminum and steel trailer components.



## Aluminum Components Fight Corrosion

Wilson Trailer continues the battle against corrosion by making use of as many long lasting, lightweight aluminum components as possible. Aluminum's natural ability to resist corrosion means rusting issues will not compromise the component's strength; it will remain strong and durable. Aluminum is also much lighter than steel without sacrificing load capacity which means you will be able to haul more payload with confidence.



Full height aluminum supports provide greater beam stabilization.



Aluminum knee braces are lighter and longer lasting than steel and will withstand the beating from rocks and road debris.



properties of the Corsol metal coating and the result is your best defense against electrolysis.

Wilson's aluminum crossbar clips are attached to the main beams and the crossbars using corrosion resistant stainless steel fasteners. A copolymer material is also placed between the aluminum clip and steel beam to insulate the two dissimilar metals. Couple this concept with the insulating

The main beams of the Roadbrute and Premier are manufactured with a crowned "mirror image" of each other. This precision cut camber or "arch" removes the possibility of high or low beams on a Wilson trailer.

Automatic welding of the top and bottom flange on both sides of the beam to the web section produces an optimum weld penetration. The result is a unified one-piece flange and web design – No Splices and no potential for "section joint" cracking.

The main beams are made using one-piece, no-splice beams, which eliminates the weak spots that can invite beam and weld cracking.



The **King Pin** area is coated inside and out with Corsol to seriously reduce corrosion in this critical area. The design is also void of any corrosion harboring tubes plus it makes use of the full-width aluminum crossbars which add strength while reducing the trailer's overall weight.





# DROP DECK Features

## One Tough Floor!



The floors of the Roadbrute and Premier are made of 1-3/8" thick extruded aluminum flooring material with apitong nailer strips, both running the full length of the trailer without any splices. This makes the trailer very stable and successfully reduces side sway.




Support legs are positioned directly under the extrusion ridges to provide a greater foundation for Wilson's aluminum floor plank.

Wilson's floors are fastened to every aluminum crossbar using two 5/16" grade 8 screws. The use of double screws and full-length flooring material gives the Roadbrute and the Premier outstanding floor capacity and floor life.

## QUICK TIE PLATE FLOOR PLANK EXTRUSIONS

Available on Roadbrute and Premier models with TJ and C Style rails.




Utilize more floor space for multi-directional securement with Wilson's optional aluminum floor plank extrusions. As shown in the cross section above, the full length extrusions accept the same quick tie plate securement system as our patented side rails. The extrusions can take the place of the wood nailers in combinations of two, four or six and are actually lighter than apitong nailers. For reinforced strength, the openings for the quick tie plates are located directly above the trailer crossbars, giving you reliable securement locations every 18 inches\* along the entire length of the trailer!

\*Quick Tie plate openings are determined by crossbar spacing. Optional 12" and 15" crossbar spacings are also available.



Roadbrute and Premier drop decks are standard with an extruded aluminum rear end with aluminum R.I.G. (Steel R.I.G. is optional on the Roadbrute.)



Internally grounded Grote Ultra Blue sealed wiring harness carries a 10 year warranty. All lights are LED.




Wilson's redesigned front end has a cleaner, lower profile with gladhand and electrical hookups mounted on a removable access plate

# WILSON DROP DECK Options



## Optional Floors

Wilson's floors are a rugged 1-3/8" thick and are standard with two apitong nailer strips. Several other configurations are available. Talk to your Wilson Authorized Sales Representative to specify the correct floor for your needs.



2 Nailers (Standard)




4 Nailers



6 Nailers



Full Apitong



All Aluminum



Quick Tie Plate Floor Plank

## Suspension Options



Wilson offers a variety of optional suspensions designed to make the most of gross weight limitations depending on your locale. One of our more popular suspensions is the 10'-1" Spread Axle Set Ahead as shown above.



Sliding Axle



61" Spread Axle Setting – Other Settings Available



Tri-Axle






# DROP DECK Options

## Side Rail Options

Besides offering two distinct and **PATENTED** side rails, Wilson provides some additional ways for you to equip your trailer. For instance, double pipe spools can be added for extra securement options and rub rail strength, and instead of the standard offset stake pocket placement, a center position can be selected, or the rail can be specifically made without stake pockets to help eliminate moisture that would otherwise come through the stake pocket openings.



Center Stake Pocket



Double Pipe Spools

TJ Side Rail Without Pockets

## Light Options




Oval MicroNova® (Std)



Dot Micro Nova



2" Clearance LED



MicroNova® with Chrome Flange



Recessed Center Turn LED



Caution Wide Turns Center Turn



Clear MicroNova®



Center Turn LED



Crossbar Mount Center Turn Hanger

## Securement Options



Quick Tie Plate



Permanent 3 Bar Winch



Recessed Permanent 3 Bar Winch



Sliding Flat Hook & Chain Retainer



Sliding Winch



Sliding Winch Hook



C-Style Rope Hook



Winch Hook & J Style Rope Hook



In-Rail Chain Tie Down

## Miscellaneous Options



Bulkheads



Tool Boxes



Spare Tire Carrier



Tire Inflation System



Container Locks



Load Racks



Telescoping Clearance Lights



Dunnage Racks



# Optional Rear End

## ADD SOME BLING TO YOUR RIG!

New rear end panel inserts offer a unique look for the Wilson drop decks. Choose either polished stainless steel or black painted aluminum.



# BEAVERTAIL

No loading dock? No problem!

Wilson offers a beavertail option for their Roadbrute drop deck trailers giving you the ability to load and unload a variety of drive-on style equipment practically anywhere. You will appreciate the lightweight yet strong, long lasting qualities of all the aluminum components and Wilson's superior engineering and construction.



Optional implement notch in the front drop section allows tractor weights to clear the front deck.



Optional lowered center floor section will allow grain cart undercarriages to clear the transition of the beavertail to the main deck.

Optional aluminum expandable beams pull out from the beavertail area to assist in climbing the ramp.



An optional sloped gooseneck and aluminum foldover ramps make front to rear loading onto a Wilson beavertail a smooth and easy process. Talk to your Authorized Wilson Sales Representative for more details.

NOTICE: All visual representations, dimensions, and specifications contained in this literature are based on the latest product information available at time of publication approval. The right is reserved to make changes in materials, equipment, design, specifications and models; and to discontinue models.  
PATENTS: This vehicle is constructed under the following U.S. or Canadian patents 6,085,948 and 8,393,655.  
The Roadbrute, Premier and WTC logos and the phrase "Since 1890... A Good Name to Have Behind You!" are trademarks and registered trademarks of Wilson Trailer Company. Corsol is a trademark of PRP Industries, Inc. MicroNova is a trademark of Grote Industries. © 2013 Wilson Trailer Company All Rights Reserved. Printed in the U.S.A. PC 3.5M-10/13



4400 S. Lewis Blvd.  
Sioux City, IA 51106  
800-798-2002 • Fax 712-252-6510  
www.wilsontrailer.com • Email: sales@wilsontrailer.com