

# CIMC

## Planet

## Galaxy

## Star

## Lunar

## Globe




### THE BUILT IN VALUE OF THE R8000 SERIES REEFER TRAILER



Patented Roof-Sidewall connection for Ease of Replacement



Void-Free Foam Process



Anti-Skid Floor



Roof Delamination Prevention Feature




(3) Rear LED Lights & Rubber Bumper



DOT Approved Rear Bumper




High-Gloss Stainless Steel Radius Cover



Protected Wiring Harness Path

### Anti-Corrosive Heavy Duty Galvanized Components



LG Skirt Plates & Bracing



Rear Bumper



Refrigeration Unit Frame



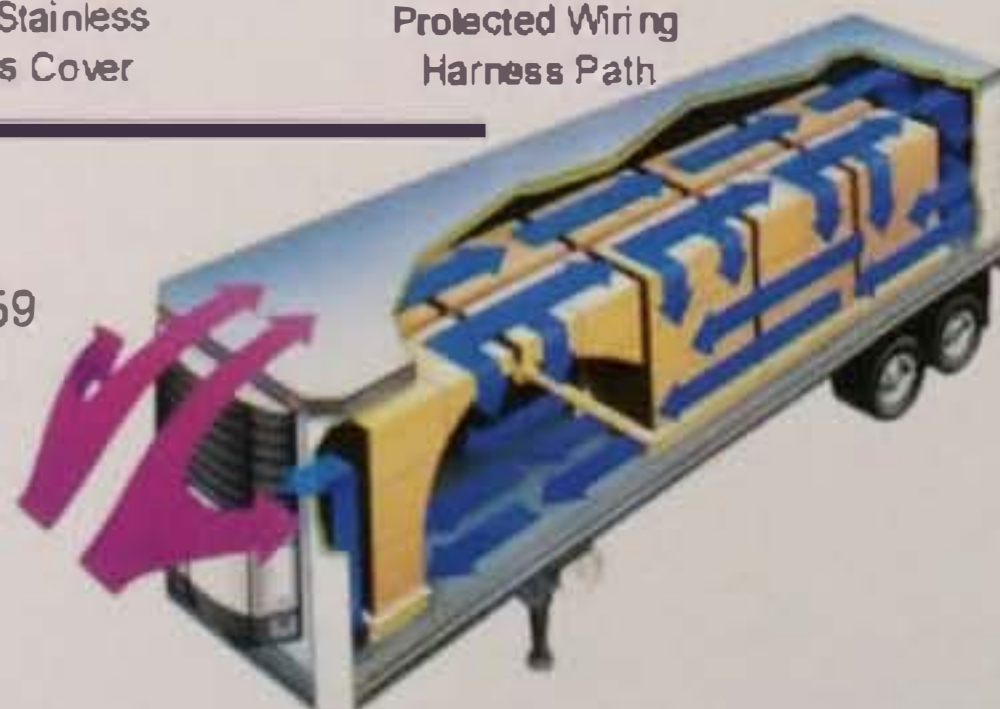
Mudflap Brackets



Lock Rods



Bogie Frame Gooseneck



- ✦ Superior foaming technology & thermal performance
- ✦ Heavy Duty 16k lba rated floor for fork lift protection
- ✦ High-grade type 304 stainless steel rear frame
- ✦ Structural walls & roof to maximize strength
- ✦ Rivetless rear door panel
- ✦ Hot dipped galvanized parts
- ✦ Rivetless Scuff on Sidewalls
- ✦ Integral Lock Hasp on Lockrod
- ✦ Modular construction

### CIMC REEFER TRAILER INC.

Assemble Plant 1: 285 East Water Tower Drive, Monon, Indiana 47959


Assemble Plant 2: 22101 Alessandro Blvd, Moreno Valley, CA 92553

Tel: (219)253-2754

Fax: (219) 253-6274

Http://www.cimc.com/cimc-usa





### STANDARD FEATURES

- ◇ Pre-Painted White Aluminum Front, Side & Rear Door.
- ◇ 0.065" High Impact Resistant Interior Linings for Reduced Damage
- ◇ Comb-Style Stainless Steel Rear Frame, 4-Inch Header, Recessed Buckplate.
- ◇ 4.25" Deep Upper Coupler with AAR Kingpin, Air Ride Suspension with Tandem Axle.
- ◇ 4" Deep Steel I-Beam Over LG & Slide Rail, 5" Deep Aluminum I-Beam in Bay Area.
- ◇ Reinforced Forklift Package at Rear, Seal & Long Life Wining System.
- ◇ 1.25" Extruded Aluminum Duct Floor with Knurled Surface, 16,000 Floor Rating.
- ◇ Stronger Composite Floor Sills, Extruded Aluminum Floor Insert, (4) Dock Plates at Rear

### SPECIFICATIONS

**COOL GLOBE**  
\*R8000B

#### GENERAL

Length	Exterior: 53'	Interior: 52' 2"
Width	Exterior: 102.36"	Interior: 98" fining to lining
Height	Exterior: 13'6"	Interior: 104.5"
Door Opening	Width: 98"	Height: 103"

#### REEFER BODY CONSTRUCTION

Side Sheets	0.040" pre-painted white aluminum side sheets with corrugations.
Side Posts	1" deep extruded aluminum J post with serrated surface on 12" centers nose to rear main beam, 16" to rear of LG and 24" centers to rear.
Top Rails	Unique top rail consists of two pieces heavy duty extruded aluminum rails for stronger structure and easier maintenance.
Roof	One-piece 0.025" thick aluminum sheet with corrugations. Embedded roof bows eliminate any heat-bridge effect for better insulation.
Roof Bows	Structural 1.13" extruded aluminum J roof bow on 48" centers pre-riveted to form an integral frame for greater stiffness & maximum strength and prevent potential delamination.
NOSE	0.040" pre-painted white aluminum front sheet with a large refrigeration unit opening. All-steel nose uprights inside produce very strong structure. Hot dipped galvanized unit frame support. 5" radius heavy duty extruded aluminum nose corner with high-gloss stainless steel cover sheet.
Rear Frame	The sturdy comb-style rear frame is designed and fabricated of formed stainless steel. Completely recessed buckplate for Stop/Tail and Turn lights. Vertical stiffeners between lights.
Rear Doors	0.040" pre-painted white aluminum outer sheets. Rivetless door panel design, bonded Sandwich foaming features and a multi-ply tight seals provide better insulation. One easy-operating hot dipped galvanized lock rod and five heavy duty extruded aluminum hinges per door are standard. Torx bolts and Lock-bolts for anti-theft and strength. A 36" stainless steel grab handle is installed on roadside door.
Linings	Sides: 0.065" Versitex (VR2)    Rear doors: 0.065" Versitex (VR2) Front: 0.065" Versitex (VR2)    Ceiling: 0.065" Versitex (VR2)
Foaming & Insulation	Computer program controlled high pressure polyurethane injection system fills entire mould without cavitation. 2" thick sidewalls, 4" thick nose, 3" thick rear doors, 2.5" thick floor and roof.
Prep for Unit	High strength nose structure with hot dipped galvanized unit frame and CIMC triple seal gasket design. Three (3) "Z" steel posts in front wall.

#### UNDERFRAME

Upper coupler	4-1/4" deep full width upper coupler with a rolled lip, fabricated with high strength steel, including 3/16" thick approach plate, 1/4" thick grid plate and 5/16" main channels. The new type coupler is tested to exceed AAR requirements. AAR Kingpin.
Crossmembers	3.76" deep heavy duty extruded aluminum hat crossmembers on 12" centers between upper coupler and landing gear. 4" deep high tensile steel 80ksi yield I-beams on 12" centers over landing gear and rear slide rails. 5" deep heavy duty extruded aluminum "I" crossmembers on 12" —centers in bay area. Three (3) extra 4" deep steel I-beams on 6" & 10" centers in rear 72" to provide exceptional strength for anti-impact of severe loading and unloading conditions. Standard 204" slide rail with 90° suspension travel. Prep for fuel tank installation.

#### Floor

1-1/4" heavy duty extruded aluminum duct floor with special knurling surface for all direction anti-slip. Stronger composite floor stringers is installed over every I-beam full length for better strength to weight ratio. Extruded aluminum I shaped inserts extend 48" into the duct at the rear 72" width of trailer for fork lift impact. Aluminum front & rear gutters with drains. One piece 0.040" thick Versitex (VR1) subfloor - 16,000 lbs floor rating.

#### Scuffbands

12" high extruded aluminum with channel at the top for recessed lining. Patented buckle and fastener hidden design prevents moisture and water entry and provides greater durability.

#### Landing Gear

Two speeds 50,000 lbs capacity support legs with 10" square cushion foot. RS crank handle, AAR rated. Hot dipped galvanized K-braces & skirt plates with formed surface & bolt-on pads for additional strength.

#### Rear Bumper

D.O.T. approved hot dipped galvanized rear bumper. The welded horizontal beam features a pre-punched anti-skid surface and recessed area for conspicuity tape, bolted on to rear verticals and slider rails. An additional bolt on intermedate step adds strength and stiffness.

#### SUSPENSION

#### Slider Subframe

Air ride slider with anti-dock-walk suspension consisting of 48" wide slide boxes and 49" axle spacing, 77.5" wheel track width.

#### Wheels

Steel hub piloted disc wheels 22.5"x8.25" with outboard mounted brake drums. Powder-coated white.

#### Tires

Standard 295/75R22.5 low pro 14Piy.

#### Axles

Round axle, parallel spindle, 77.5" axle track.

#### Brakes

16.5" x7" brakes.

#### Wheel Ends

Stemco PPS Plus- 5Y warranty.

#### BRAKE & ELECTRICAL SYSTEM

#### ABS System

2S-1M ABS. Non-swivel gladhands, mounted on RS nose

#### Wiring Harness

Phillips moisture resistant and long life harness, 7-Way with spit pins.

#### Lights

Truck-Lite LED lights. Three(3) Stop / Tail and Turn lights each side are fully recessed in buckplate.

#### PAINT & FINISH

#### Undercoating

Steel Crossmembers pre-coated with wax coatings prior to installation. Landing gear and running gear areas painted with black non-hardening rust preventative.

#### Decals

Install FHWA inspection sticker and customer furnished decals.

#### Miscellaneous

Truck-Lite document holder mounted on RS nose, white plastic mudflaps with blue "CIMC Vanguard" logos installed on rear slider subframe. Galvanized steel license plate bracket under the sill.

#### WARRANTY

#### WARRANTY

Limited five year warranty. For more detailed information please contact sales team in U.S.